



FOUNDATION FOR COMMON LAND

A gathering of those with a stake in pastoral commons and their future

ELMs Schemes on Commons

Test & Trial for Defra



Demonstrating by Doing

Documenting and Disseminating



There are over 3900 Farmers who are Commoners in England



**39% OF OPEN ACCESS
LAND IS COMMON LAND**



**11% OF SCHEDULED
MONUMENTS ARE ON COMMONS**



**82% OF COMMONS ARE IN
NATIONAL PARKS & AONBs**




**21% OF ALL SSSIs ARE
COMMON LAND**



What can we Learn from Commons?

What do we Seek from Commons?


What will Motivate Commoners?



Our Defra ELM Test & Trial

Part 1: Co-design and co-develop a Delivery Model for creating commons specific land management plans

Part 2: Trial and refine the prototype delivery model for ELM



What does Commons Proofing Mean?



Factors to Consider for Commons

Finances

Assets

Designations

Skills

Motivation

Relationships

Home
Farm

Land
Tenure

Alternative
Options



1. Land Management Plan (LMP)

1. Whole holding **natural capital assessment**
2. **Baseline current situation**
3. Signposts to **potential**
4. Include agronomic potential too?
5. **Expert adviser** to assist completion.



2. Possible, Stackable Design Elements

Facilitation Funding

Capital Grants

Payments for Coordination

Agglomeration bonus? £+
Outcome bonus or uplift? £+

Parcel or feature scale Payment

Whole area payment

Baseline Land and Business Eligibility

A few simple criteria TBC. Unpaid.

ELM
'Ready Reckoner'
of potential payments

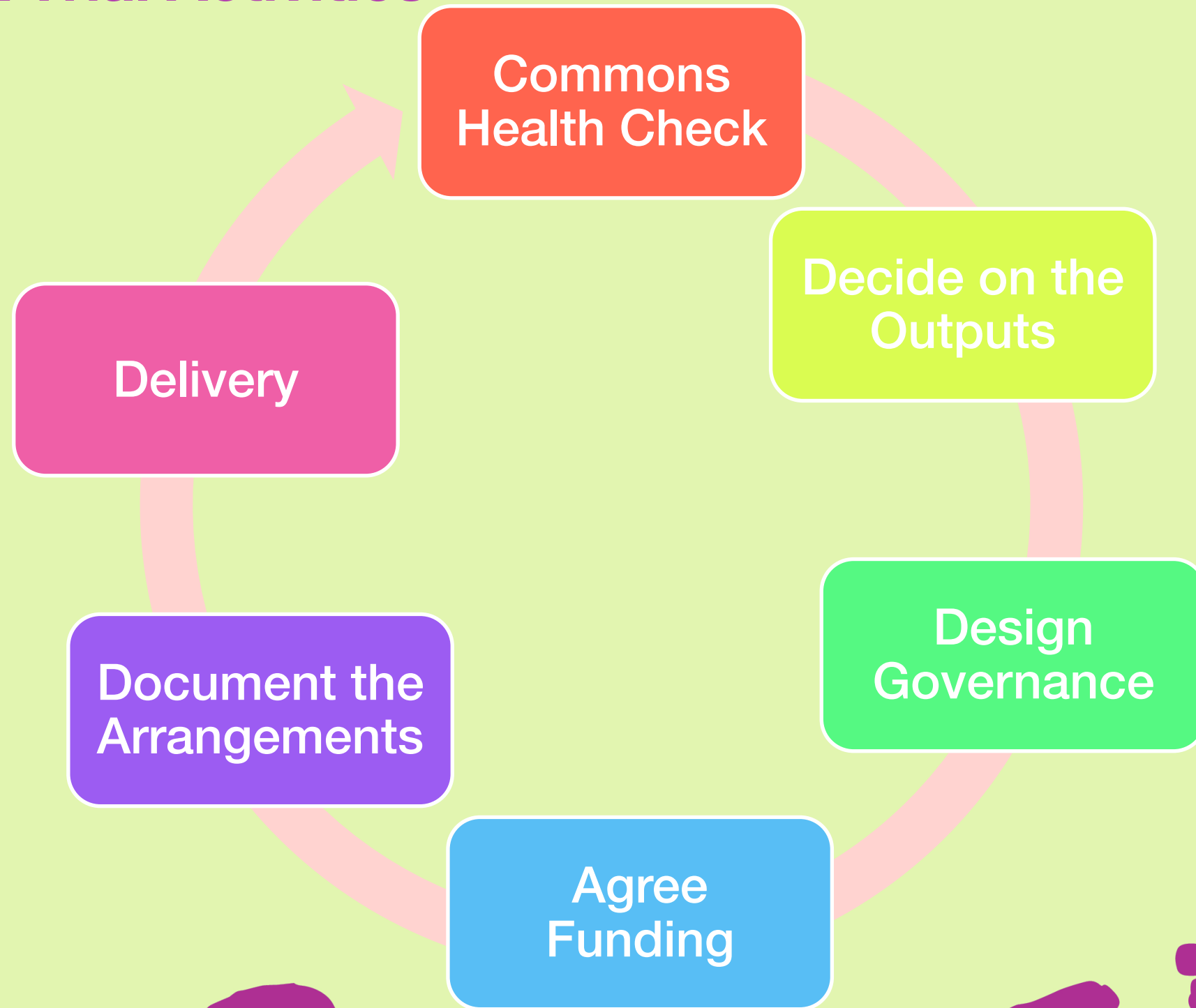
3. ELM Agreement
Online Amendable
Public

ELM Knowledge Platform

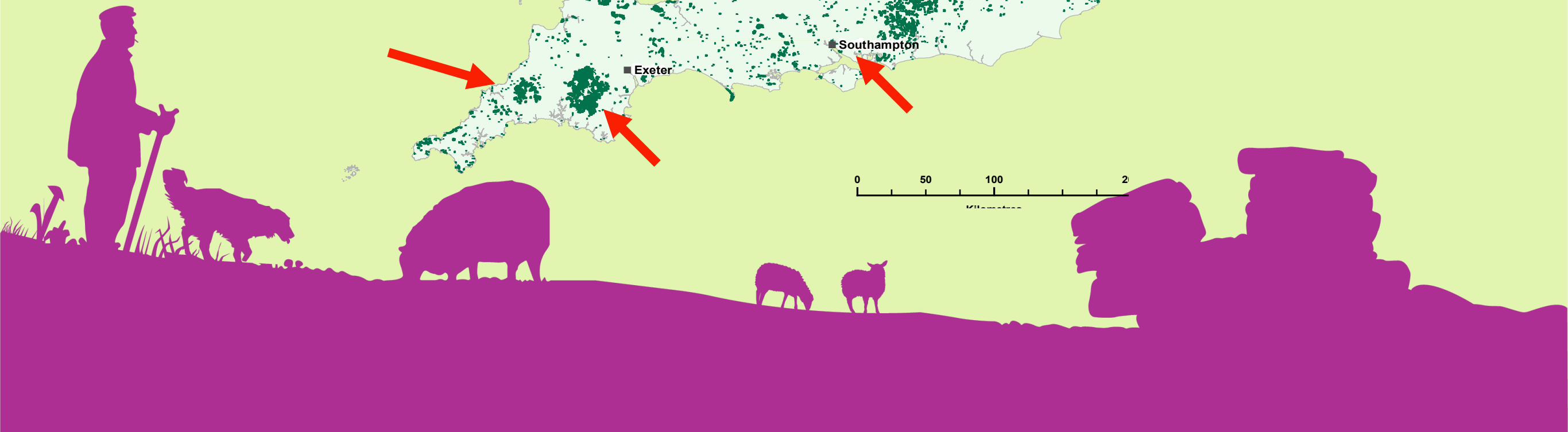
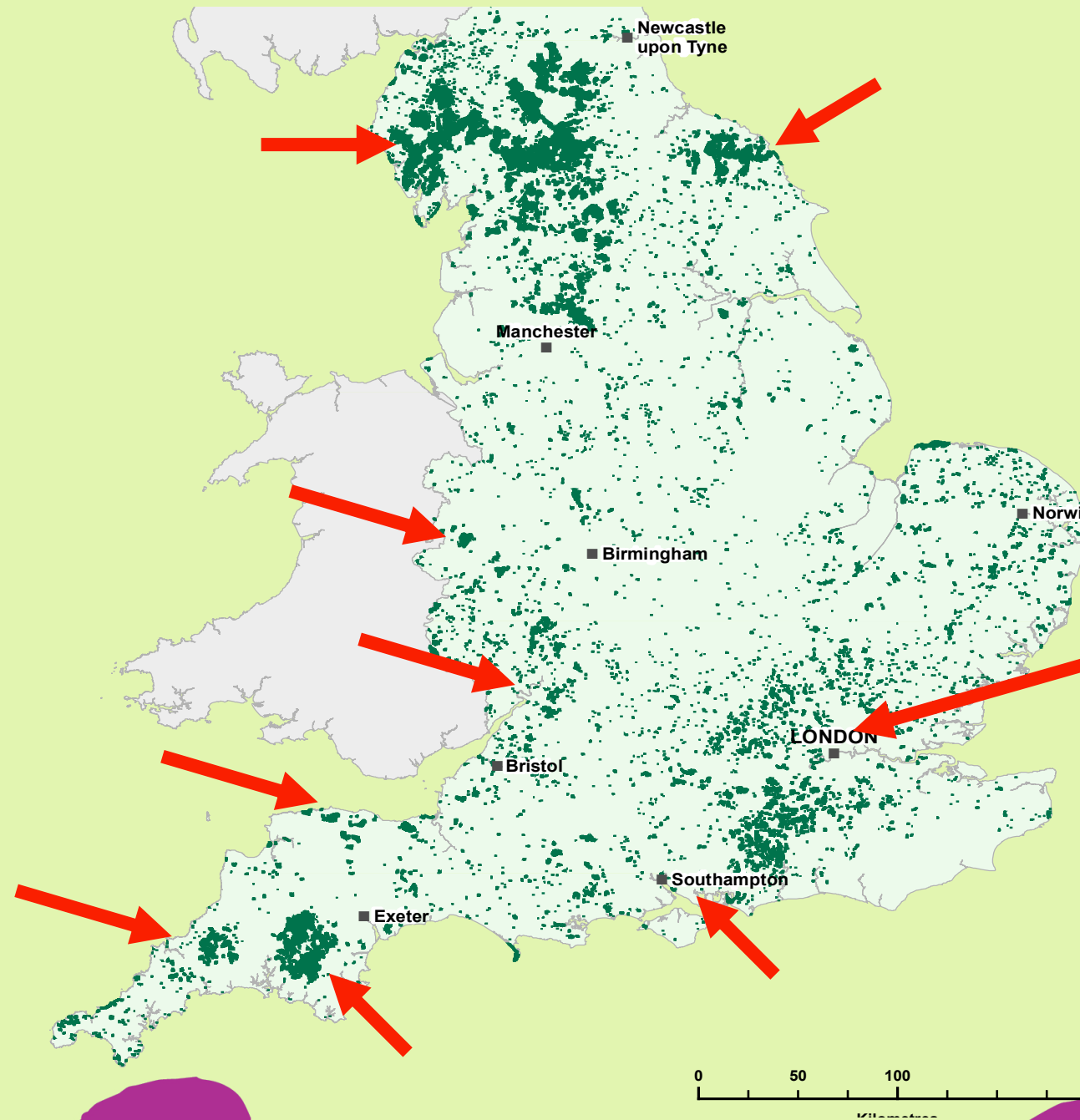
These slides represent current Defra thinking. Nothing is confirmed.



Test & Trial Activities



Test & Trial Activities: Location





FOUNDATION FOR COMMON LAND

A gathering of those with a stake in pastoral commons and their future

Julia Aglionby

@4CommonLand

www.foundationforcommonland.org.uk

